



In or Out...we make it Easy!®



8380

Single or double swinging gates and exterior or interior sliding gates
1-3/4"D x 2-1/2"W x 8-7/8"L
(44.5 x 63.5 x 225.4mm)



Features & Benefits

- Stainless steel housing
- Low energy consumption
- Field selectable voltage – 12/24VDC
- MOV surge protection
- 6-1/2' (1.9 meters) wire cable
- Conduit fitting inside diameter 1/2"
- Conduit fitting outside diameter 3/4"
- No residual magnetism
- Built-in Remote Lock Status (RLS)
- Weather Resistant
- Versatile face or bottom mounting

Optional Mounting Accessories

- Top Jamb 'Z' Bracket
- Post Bracket

GateMag™

With its rugged, stainless-steel housing, the weather-resistant GateMag™ is the ideal solution for perimeter security and internal gates. The standard Remote Lock Status (RLS) indicates whether the magnet is locked or unlocked, so you can easily monitor access from a remote location.

The GateMag™ electromagnetic lock features a built-in conduit fitting and an extra-long wire cable allowing easy wire access to an electrical box.

Highlights

- Weather-resistant
- Face or bottom mounting
- Up to 1500 lbs. holding force
- Dual voltage
- Lifetime Warranty

Applications

EXTERIOR OR INTERIOR

- Sliding gates
- Swinging gates
- Tool cages
- Fences
- Storage areas



In or Out...we make it Easy![®]

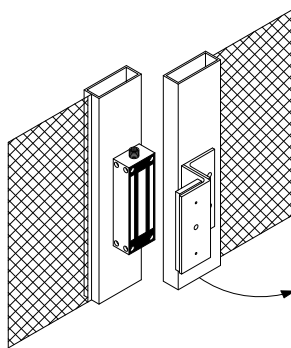
NOTE: Specifications are subject to change without notice.

Specifications	8380	
Housing Dimensions	1-3/4" D x 2-1/2" W x 8-7/8" L (44.5mm x 63.5mm x 225.4mm)	
Armature Plate Dimensions	5/8" D x 2-3/8" W x 7-7/16" L (15.9mm x 60.3mm x 188.9mm)	
Voltage	Field selectable 12/24 VDC	Tolerance ±10%
Power/Current Requirements	Max 0.48A at 12 VDC	Max 0.24A at 24 VDC
Holding Force	Up to 1500 lbs.	
Output Contacts	Remote Lock Status (RLS) reed contacts are rated at Max 0.20A @ 12VDC 0.12A @ 24VDC	
Wiring Requirements	2 wires – power input	2 wires – contact output
Operating Temperature	-10 to 60° C	14 to 140° F
Certification	cULus	

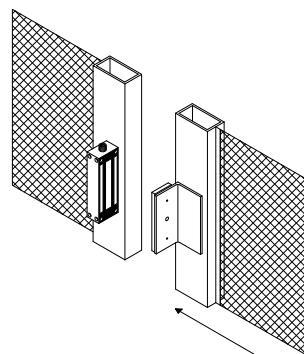
NOTE: RCI recommends frame reinforcement and our filtered, regulated DC voltage 10 Series power supplies.

Function Descriptions

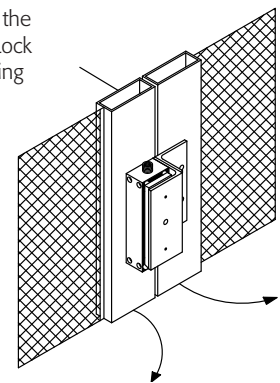
Remote Lock Status (RLS)	A FORM C reed switch offers lock status remote indication capability.
--------------------------	---



Single Swing Gate Installation



Sliding Gate Installation



Double Swing Gate Installation

Note: For proper operation one side of the double gate pair should be stationary. Lock may not hold correctly if both gates swing freely

RCI also offers a complete line of Electromagnetic Locks, Electric Strikes, Electric Locks Power Supplies, Switches, Key pads & Readers, Exit Devices, Systems & Door Hardware.